

Scaled data based on original data using
LM-79-08 Approved Method: Electrical and Photometric Measurements of Solid-
State Lighting Products

Test Report Prepared for
Cooper Lighting Solutions
(formerly Eaton)

Brand: McGRAW-EDISON

Report Number: P944433

Luminaire Tested: **GALN-SB9B-850-U-T1**

Issue Date: 1/21/2025

Test Information

Test Method: LM-79-08
Report Number: P944433
TEST IS SCALED FROM IESNA LM-79-08 TEST DATA (G2-2405-108-2)
Test Lab: INNOVATION CENTER
Issue Date: 1/21/2025
Manufacturer: COOPER LIGHTING SOLUTIONS (FORMERLY EATON)
Product Line: MCGRAW-EDISON
Catalog Number: GALN-SB9B-850-U-T1
Description: GALLEON AREA AND ROADWAY HIGH DENSITY LED LUMINAIRE
(9) 80 CRI, 5000K, 450mA LIGHTSQUARES WITH 26 LEDS EACH AND TYPE I OPTICS
Light Source: -
Ballast/Driver: -

Summary

Lumens per Lamp: N/A
Luminaire Lumens: 48533 lumens
Efficiency: N/A
Efficacy: 147.3 lumens/watt
Luminous Opening: Rectangular (W 1.5' x L: 1.5' x H: 0')
IES Classification: Type I - Short
BUG Rating: B5 - U0 - G5

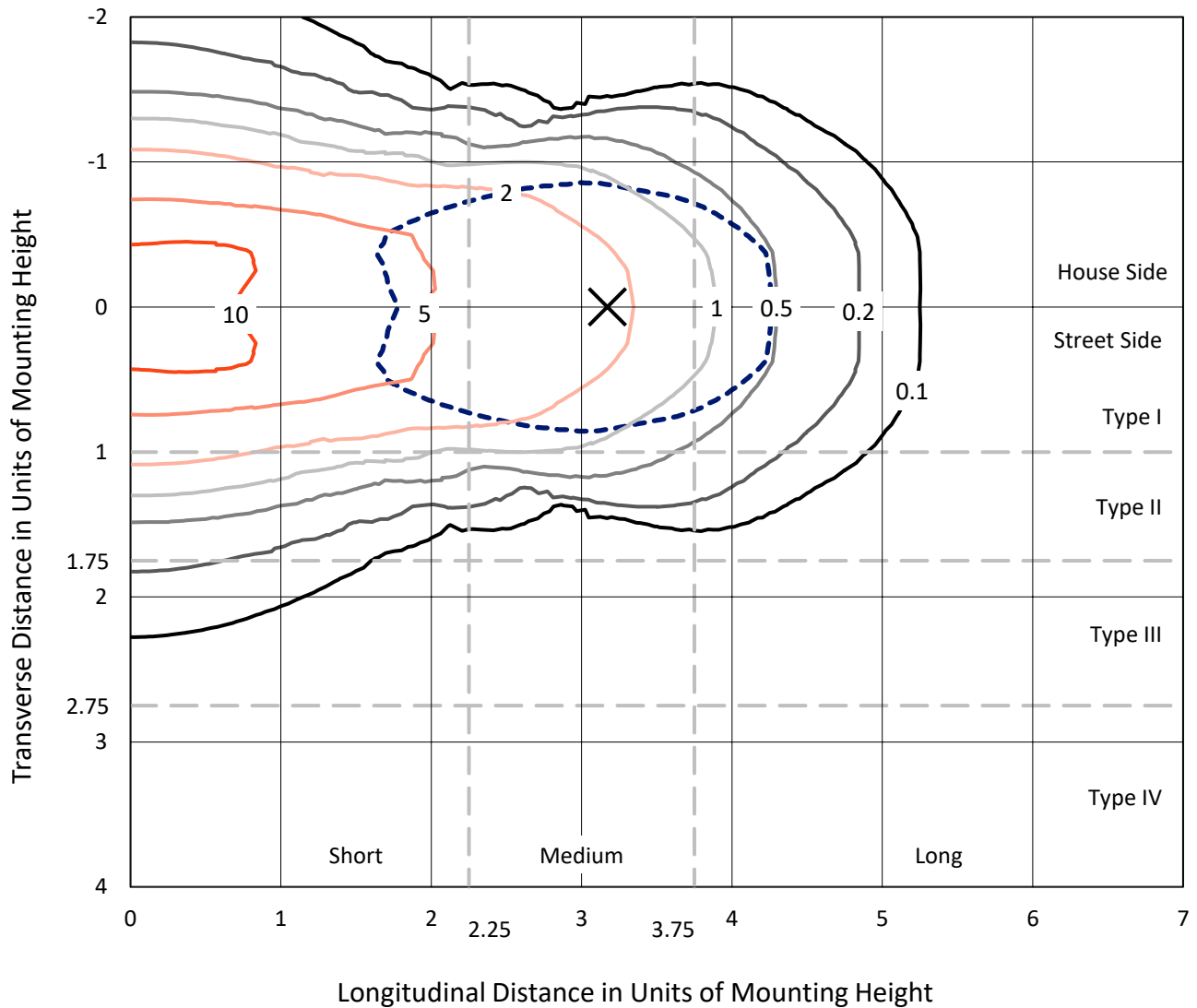
Input Watts (W): 329.5
Input Voltage (V): NR
Input Current (Ain): NR
Voltage Rise (V): NR
Power Factor: NR
Total Harmonic Distortion (THDi): NR
Frequency (hertz): 60
Stabilization Time: NR
Operation Time: NR
Ambient Temperature (°C): NR
Test Distance: 24 FT



REPORT NUMBER: P944433
 CATALOG NUMBER: GALN-SB9B-850-U-T1

Iso-Footcandle Lines of Horizontal Illumination

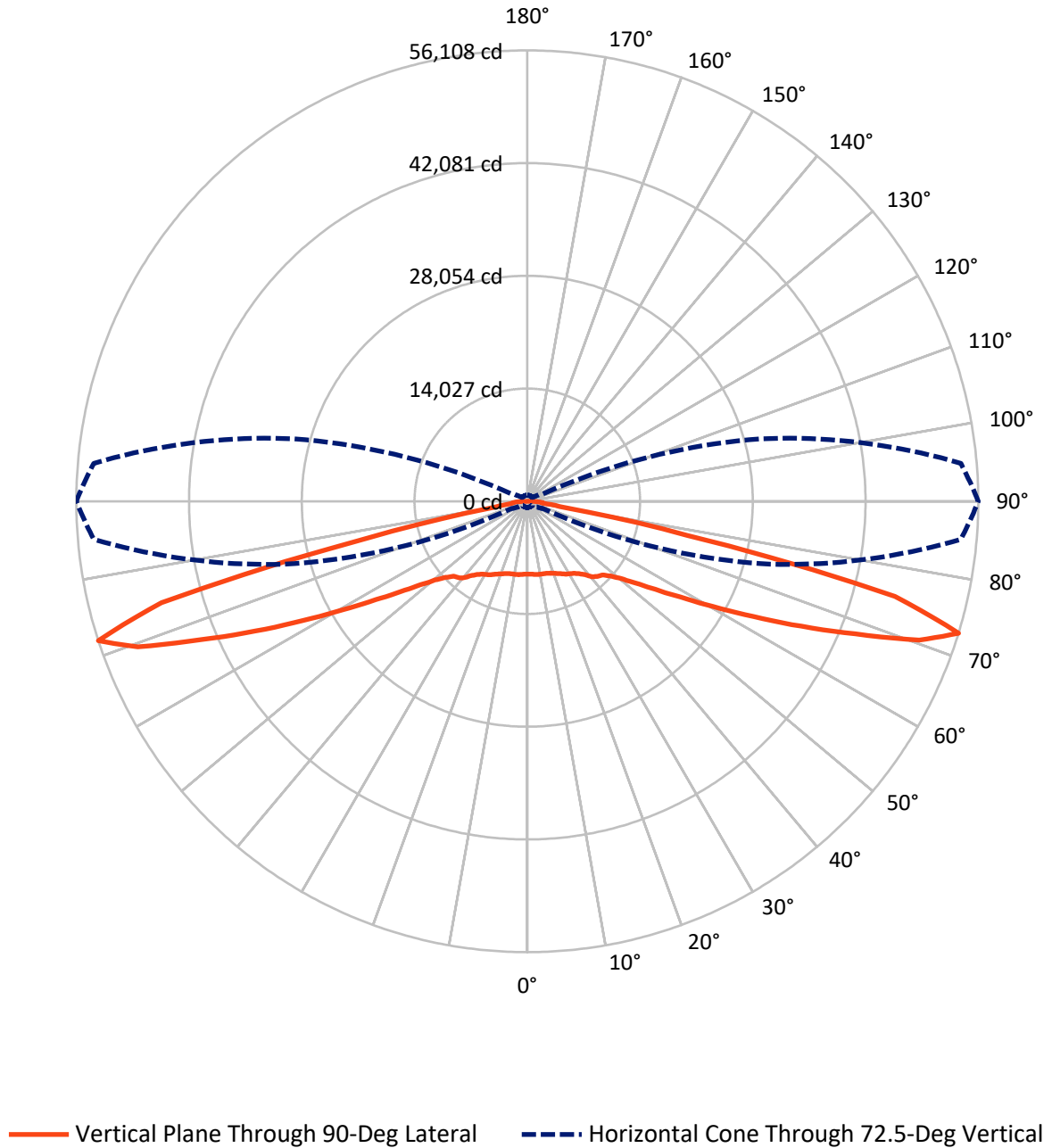
✕ Max cd
 - - - 1/2 Max cd



Based on 25 foot mounting height. Maximum calculated value = 14.5 fc
 Type I - Short - N/A

REPORT NUMBER: P944433
CATALOG NUMBER: GALN-SB9B-850-U-T1

Luminous Intensity Polar Plot



REPORT NUMBER: P944433

CATALOG NUMBER: GALN-SB9B-850-U-T1

FLUX DISTRIBUTION:

		Downward	Upward	Total
House Side	Lumens	24266.5	0.0	24266.5
	% Fixture	50.0	0.0	50.0
Street Side	Lumens	24266.5	0.0	24266.5
	% Fixture	50.0	0.0	50.0
Total	Lumens	48533.0	0.0	48533.0
	% Fixture	100.0	0.0	100.0

ZONAL LUMENS:

Zone	Lumens	% Fixture
0°-10°	879.3	1.8
10°-20°	2688.7	5.5
20°-30°	4483.1	9.2
30°-40°	6165.7	12.7
40°-50°	7530.0	15.5
50°-60°	8709.2	17.9
60°-70°	10384.3	21.4
70°-80°	7247.6	14.9
80°-90°	445.2	0.9
90°-100°	0.0	0.0
100°-110°	0.0	0.0
110°-120°	0.0	0.0
120°-130°	0.0	0.0
130°-140°	0.0	0.0
140°-150°	0.0	0.0
150°-160°	0.0	0.0
160°-170°	0.0	0.0
170°-180°	0.0	0.0
0°-90°	48533.0	100.0
0°-180°	48533.0	100.0

Coefficient of Utilization



REPORT NUMBER: P944433

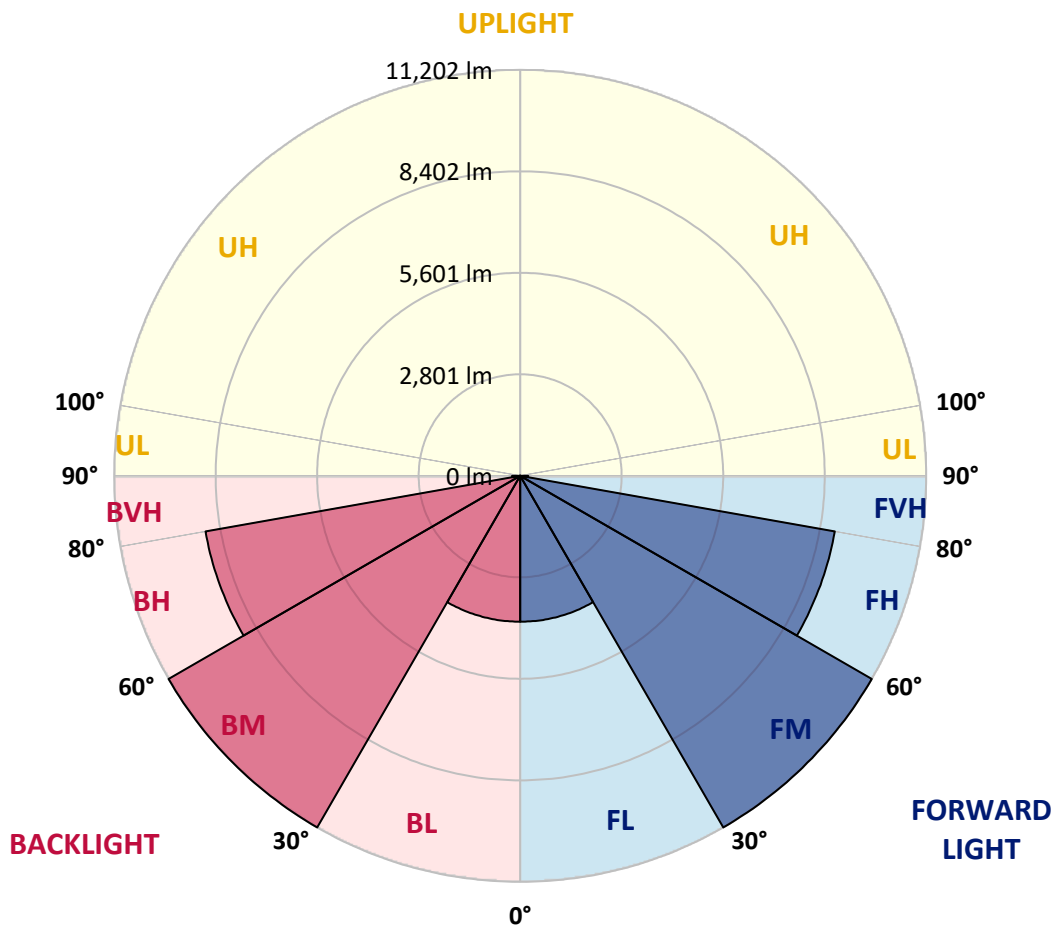
CATALOG NUMBER: GALN-SB9B-850-U-T1

LUMINAIRE CLASSIFICATION SYSTEM LUMEN TABLE AND BUG RATING:

Zone	Lumens	% Fixture	Zone Rating/Lumen Limit		
			B	U	G
FL (0°-30°)	4025.6	8.3			
FM (30°-60°)	11202.4	23.1			
FH (60°-80°)	8815.9	18.2			G4/12000
FVH (80°-90°)	222.6	0.5			G2/225
BL (0°-30°)	4025.6	8.3	B4/5000		
BM (30°-60°)	11202.4	23.1	B5		
BH (60°-80°)	8815.9	18.2	B5		G5
BVH (80°-90°)	222.6	0.5			G2/225
UL (90°-100°)	0.0	0.0		U0/0	
UH (100°-180°)	0.0	0.0		U0/0	

BUG Rating: B5-U0-G5

Type I Short



REPORT NUMBER: P944433

CATALOG NUMBER: GALN-SB9B-850-U-T1

CANDELA DISTRIBUTION (FULL):

	0°	5°	15°	25°	35°	45°	55°	65°	75°	85°
0°	9068.9	9068.9	9068.9	9068.9	9068.9	9068.9	9068.9	9068.9	9068.9	9068.9
2.5°	9076.6	9087.0	9087.0	9079.2	9097.3	9081.8	9081.8	9074.1	9081.8	9074.1
5°	9123.1	9136.0	9141.1	9138.5	9161.8	9148.9	9148.9	9138.5	9141.1	9133.4
7.5°	9210.8	9228.8	9239.1	9252.0	9285.6	9270.1	9259.8	9228.8	9215.9	9195.3
10°	9239.1	9259.8	9293.3	9360.4	9437.7	9440.3	9409.4	9332.0	9272.7	9226.2
12.5°	9151.4	9179.8	9249.5	9386.2	9559.0	9628.6	9579.6	9450.6	9334.6	9252.0
15°	9040.5	9071.5	9177.2	9383.6	9638.9	9801.4	9796.3	9626.0	9440.3	9311.4
17.5°	8867.7	8898.7	9050.8	9339.7	9700.8	9969.1	10041.3	9865.9	9605.4	9432.6
20°	8555.6	8584.0	8795.5	9200.4	9721.5	10147.1	10335.4	10180.6	9855.6	9620.9
22.5°	8150.7	8194.5	8442.1	8960.6	9672.5	10332.8	10670.7	10564.9	10147.1	9822.1
25°	7717.3	7763.8	8052.6	8666.5	9546.1	10466.9	11067.9	11000.8	10477.2	10072.3
27.5°	7343.3	7392.3	7707.0	8375.1	9350.0	10518.5	11459.9	11493.5	10877.0	10348.2
30°	7049.3	7095.7	7431.0	8140.3	9097.3	10466.9	11803.0	12035.1	11284.5	10588.1
32.5°	6726.9	6786.2	7139.6	7854.0	8798.1	10343.1	12102.2	12620.6	11756.6	10846.1
35°	6319.3	6373.5	6744.9	7462.0	8406.0	10144.5	12352.4	13270.6	12432.3	11238.1
37.5°	5824.1	5875.7	6244.5	6971.9	8016.5	9865.9	12543.3	14003.2	13237.1	11803.0
40°	5326.3	5375.3	5720.9	6425.1	7549.7	9510.0	12610.3	14720.2	14160.5	12579.4
42.5°	4869.8	4913.6	5230.9	5886.0	7026.1	9056.0	12522.6	15344.4	14988.5	13121.0
45°	4449.3	4488.0	4769.2	5380.5	6481.8	8504.0	12259.5	16015.0	15973.8	13507.9
47.5°	3969.6	4008.3	4299.7	4890.4	5937.6	7856.6	11813.3	16675.3	17343.4	14384.9
50°	3384.1	3417.6	3716.8	4325.5	5372.7	7167.9	11194.3	17193.8	19071.5	15713.2
52.5°	2690.2	2726.3	3017.8	3626.5	4702.1	6427.7	10379.2	17531.7	21067.9	17652.9
55°	2001.6	2027.3	2280.1	2826.9	3871.6	5584.2	9357.8	17627.1	23332.6	20304.4
57.5°	1452.2	1467.6	1630.1	2037.7	2935.3	4529.3	8117.1	17379.5	26028.0	23704.0
60°	1176.2	1181.3	1230.3	1410.9	2040.2	3337.6	6618.5	16528.3	28952.9	28086.3
62.5°	1067.8	1067.8	1080.7	1129.7	1379.9	2202.7	4805.3	14764.1	32089.4	33624.1
65°	993.0	993.0	998.2	1021.4	1088.5	1403.2	3033.3	11890.7	34733.2	40111.1
67.5°	926.0	928.6	926.0	933.7	972.4	1036.9	1759.1	8212.6	36157.0	46832.8
70°	856.3	861.5	848.6	848.6	879.5	882.1	1101.4	4503.5	34975.6	52466.0
72.5°	773.8	781.5	760.9	755.7	779.0	768.6	828.0	2161.5	30028.5	54147.7
75°	701.6	711.9	665.5	652.6	652.6	644.8	673.2	1109.1	19489.4	44170.9
77.5°	637.1	657.7	582.9	541.7	531.3	508.1	549.4	678.4	8524.7	20737.8
80°	526.2	554.6	479.8	430.7	412.7	386.9	433.3	474.6	2535.5	4815.6
82.5°	392.1	405.0	340.5	306.9	291.5	273.4	325.0	330.2	825.4	1704.9
85°	250.2	255.4	208.9	180.6	172.8	165.1	206.3	180.6	314.7	1253.6
87.5°	87.7	100.6	80.0	72.2	77.4	64.5	95.4	54.2	87.7	884.7
90°	0.0	0.0	0.0	0.0	0.0	0.0	0.0	0.0	0.0	0.0

(END C

90°

9068.9
9074.1
9133.4
9195.3
9218.5
9239.1
9290.7
9404.2
9577.0
9762.7
9989.7
10260.6
10461.7
10686.1
11060.1
11565.7
12326.6
12796.0
13069.4
13879.3
15078.7
16871.4
19326.9
22473.7
26536.1
31547.7
37485.3
43998.1
51720.6
56108.0
47245.5
20307.0
4611.8
1926.8
1821.0
1096.2
0.0

OF REPORT)